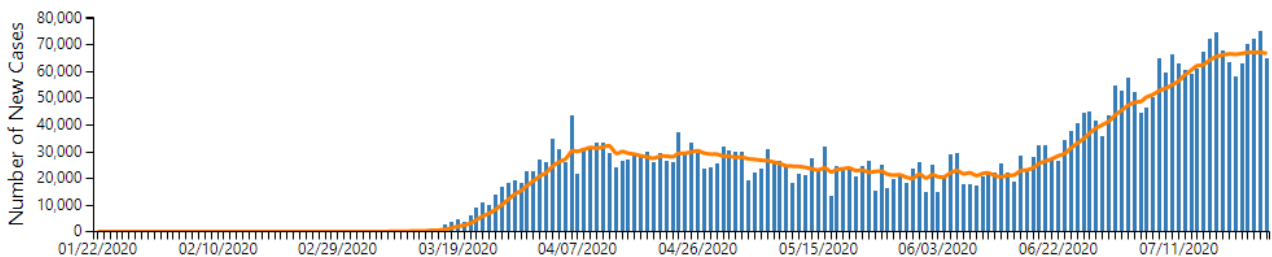


STANDARD DEVIATIONS: Coronavirus Cover-up

Greetings,

Here's a CDC chart of COVID-19 case reports by day. Are we in a second wave? Are we anywhere near the crest of that wave? Only time will tell.



What follows are covers of *The New Yorker* magazine during the pandemic. Below each cover, I have pasted a chart (CDC) of the daily cases counts (top) and the normalized daily average (below) **for the week pictured**. Each cover represents a week (or so) of the pandemic and reflects society's reaction to the pandemic; the virus, our response, the isolation, community dynamics, and dealing with a new normal, along with our struggles with social unrest in these uncertain times. I hope it gives you something to think about. If nothing else, just compare the first and last charts.






Again, daily test results on top, running average below.

03/07/2020	03/08/2020	03/09/2020	03/10/2020	03/11/2020
64	147	225	290	278
36	56	85	123	160





03/14/2020	03/15/2020	03/16/2020	03/17/2020	03/18/2020
338	1,237	755	2,797	3,419
280	436	511	869	1,318





03/21/2020	03/22/2020	03/23/2020	03/24/2020	03/25/2020
5,836	8,821	10,934	10,115	13,987
3,193	4,276	5,730	6,776	8,285





03/28/2020	03/29/2020	03/30/2020	03/31/2020	04/01/2020
19,332	18,251	22,635	22,562	27,043
14,010	15,357	17,029	18,807	20,672






04/04/2020	04/05/2020	04/06/2020	04/07/2020	04/08/2020
30,683	26,065	43,438	21,597	31,534
26,025	27,141	30,113	29,975	30,617





04/11/2020	04/12/2020	04/13/2020	04/14/2020	04/15/2020
33,288	29,145	24,156	26,385	27,158
31,554	31,994	29,239	29,923	29,298





04/18/2020	04/19/2020	04/20/2020	04/21/2020	04/22/2020
29,916	25,995	29,468	26,490	25,858
27,847	27,397	28,155	28,170	27,965

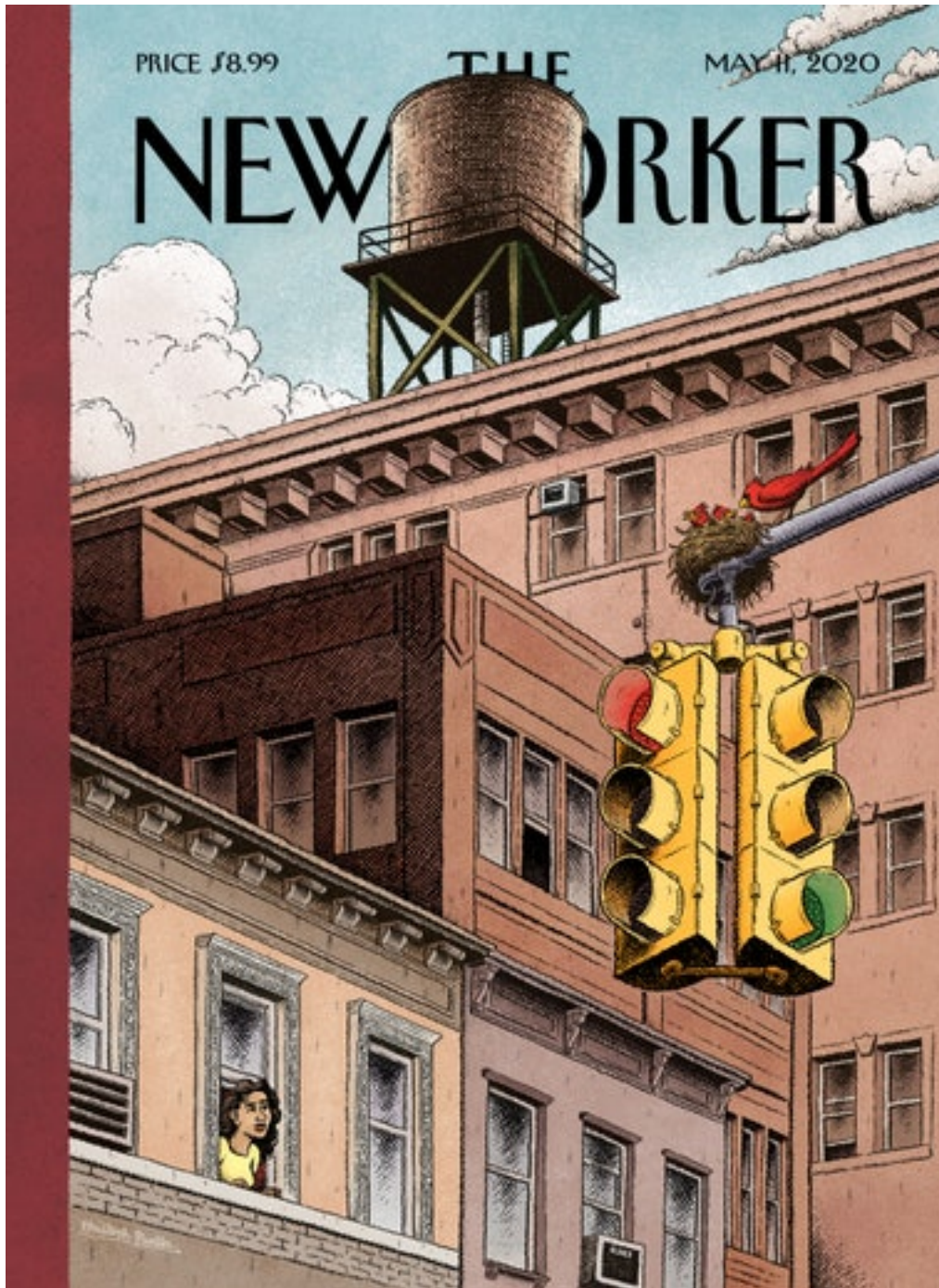




04/25/2020	04/26/2020	04/27/2020	04/28/2020	04/29/2020
33,161	29,256	23,371	23,901	25,512
29,713	30,179	29,308	28,938	28,888




05/02/2020	05/03/2020	05/04/2020	05/05/2020	05/06/2020
29,794	29,763	19,138	22,303	23,366
27,713	27,785	27,181	26,952	26,646



05/09/2020	05/10/2020	05/11/2020	05/12/2020	05/13/2020
26,660	23,792	18,106	21,467	20,869
25,441	24,588	24,441	24,321	23,964





05/12/2020	05/13/2020	05/14/2020	05/15/2020	05/16/2020
21,467	20,869	27,191	22,977	31,967
24,321	23,964	23,440	23,009	23,767





05/16/2020	05/17/2020	05/18/2020	05/19/2020	05/20/2020
31,967	13,284	24,481	23,405	22,860
23,767	22,266	23,177	23,453	23,738





05/23/2020	05/24/2020	05/25/2020	05/26/2020	05/27/2020
26,229	15,342	24,958	16,429	19,680
22,150	22,444	22,512	21,515	21,061






05/30/2020	05/31/2020	06/01/2020	06/02/2020	06/03/2020
23,553	26,177	14,790	24,955	14,676
19,913	21,461	20,008	21,226	20,511





06/13/2020	06/14/2020	06/15/2020	06/16/2020	06/17/2020
25,468	21,957	18,577	28,392	22,834
20,415	20,992	21,132	22,706	23,041





06/20/2020	06/21/2020	06/22/2020	06/23/2020	06/24/2020
32,411	27,616	26,657	34,313	37,667
26,317	27,125	28,279	29,125	31,244





06/27/2020	06/28/2020	06/29/2020	06/30/2020	07/01/2020
44,703	41,390	35,664	43,644	54,357
36,592	38,560	39,847	41,180	43,564





07/11/2020	07/12/2020	07/13/2020	07/14/2020	07/15/2020
62,918	60,469	58,858	60,971	67,404
56,318	58,619	60,409	61,933	62,309





07/18/2020	07/19/2020	07/20/2020	07/21/2020	07/22/2020
67,574	63,201	57,777	63,028	70,106
66,004	66,395	66,240	66,534	66,920



Have a great week and be safe,
Bryan

